



Relax along the lines  
of the Norwegians™

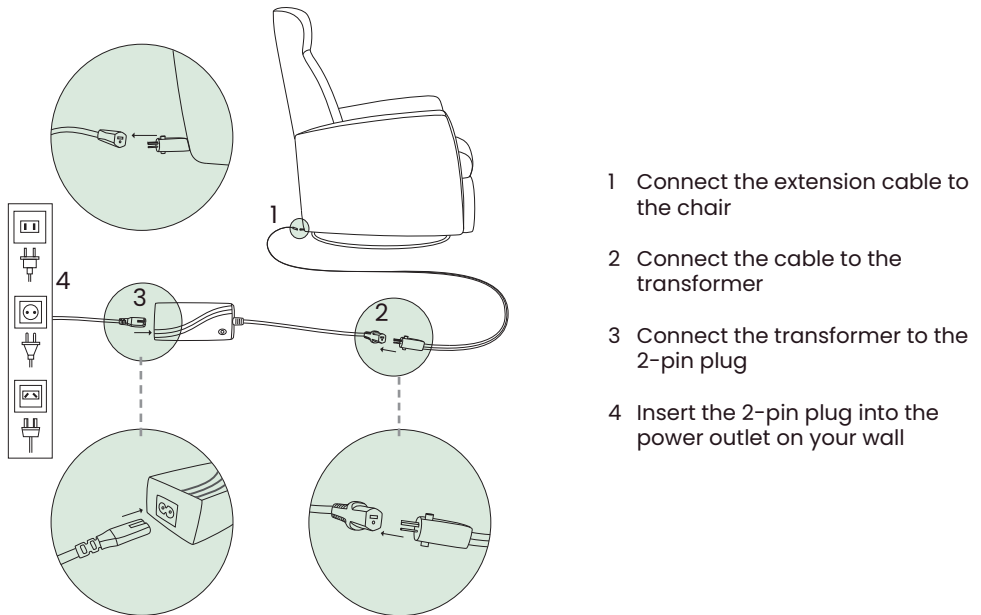
**PowerPlus relaxer  
Operation  
and User Manual**

## CONGRATULATIONS ON YOUR PURCHASE OF A RECLINER FROM H2 SEATING

The chair is intended to be used in a domestic environment. If this chair has been purchased by a nursing home or other public or commercial enterprise, please establish whether electrical and other classifications are being met. Contact the seller of this chair or the manufacturer if this is not possible.

The chair is designed, as much as practically possible, to conform to the natural movement of an average person. It is not a medical device and professional advice must be taken if certain movements might aggravate a medical condition.

### TRANSFORMER CONNECTION



Ensure the chair is at least 40cm away from the wall.

Turn the power on. Before using your H2 relaxer, please check that there is enough clearance from the wall by lowering the back fully.

Never let children play with the Handset. If the chair is likely to be unattended for any period of time, and children or people requiring special supervision have access to this chair, the transformer must be removed from the mains power supply and stored in a secure place.

## CONTROL PANEL- 3 BUTTON

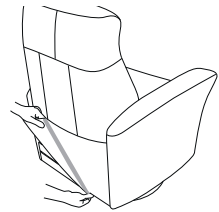
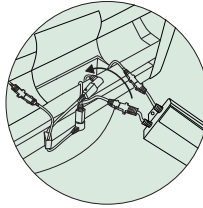
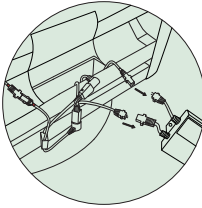
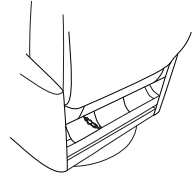
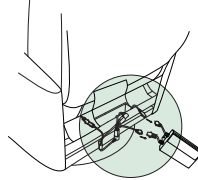
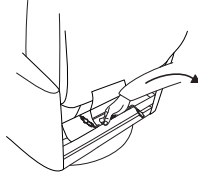
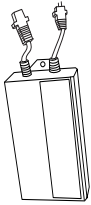


USB charger

Power  
Headrest

Power  
Recline

Home  
Function

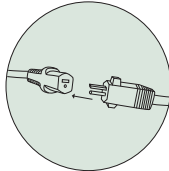
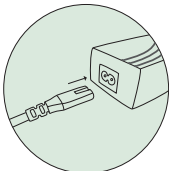
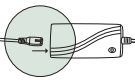
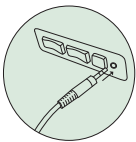
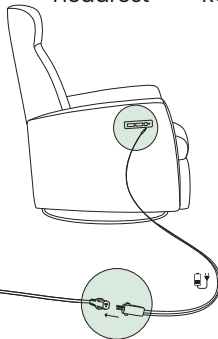


Battery charger

Power  
Headrest

Power  
Recline

Home  
Function



The power-supply (adapter/transformer) can be used to power the chair directly (cable connected to a power source) or use the same power-supply to charge the battery through the switch panel (if the chair is outfitted with a battery and when the battery needs to be charged).

## SAFETY

The H2 recliner must be clear of any obstructions before use. This chair is designed for use by one adult at a time only.

This chair is not intended for use by persons (including children) with reduced physical, sensory or mental capabilities, or lack of experience and knowledge, unless they have been given supervision or instruction concerning use of the appliance by a person responsible for their safety.

There are moving parts, which are being driven by powerful actuators (motors), and care should be taken at all times.

Do not let children operate or play near the chair. Ensure children and pets are not in the chair's vicinity when any of the motorised functions of the chair are being utilised.

Do not sit on the footrest when it is raised.

Do not sit on the back when it is lowered. Use only with the Power Transformer MC120 supplied for this chair.

NOTE: This chair is heavy and requires 2 people to lift.

## UPHOLSTERY CARE

Having knowledge of how to care for your furniture ensures longevity of your H2 product. To help you protect your investment, please follow the advice listed:

- Protect your furniture against direct sunlight.
- Do not place furniture too close to heat sources.
- Do not place the furniture in rooms with high humidity or outside.
- Dust and clean your furniture regularly.
- Remove liquid spills, stains, oil, cosmetics and other dirt immediately upon exposure.
- Avoid contact with chemicals such as paint, nail polish, alcohol cleaning gel and strong detergents.

*Additional advice and instructions can be found by  
visiting [h2seating.com](https://h2seating.com) or scan the QR Code*

